



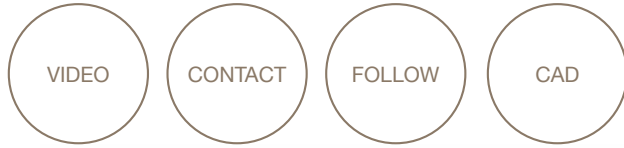
**TOWER**

# DESIGNER FIREPLACES

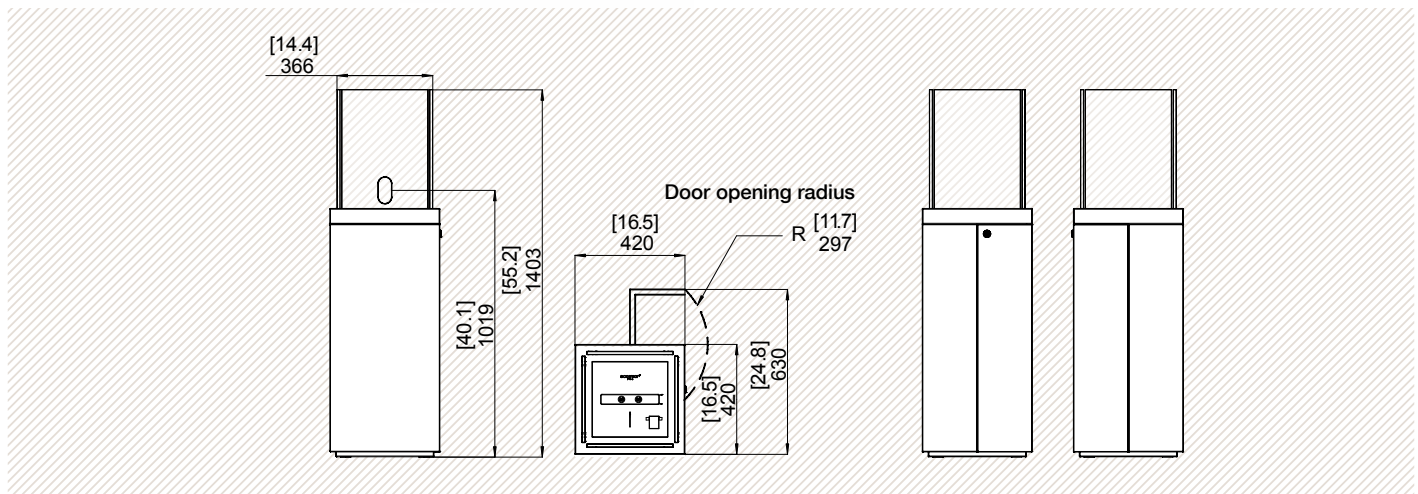
ecosmar<sup>+</sup>  
Fire

[www.ecosmartfire.com](http://www.ecosmartfire.com)

DESIGNER FIREPLACES



<b>Designer</b>	Celeste Dell-Anna & Simona Righi
<b>Dimensions</b>	H 1403mm W 420mm D 420mm H 55.2in W 16.5in D 16.5in
<b>Weight</b>	46.6kgs, 102.7lbs
<b>Materials</b>	Black Powder-Coated Steel, Toughened Glass
<b>Colour</b>	Black
<b>Application</b>	Indoor & Outdoor
<b>Compatible Burner</b>	BK Series



Disclaimer: All product specifications and data are subject to change without notice and believed to be correct at the time of publication. The Fire Company Pty Ltd (TFC), its affiliates, agents, and employees, and all persons acting on its or their behalf (collectively, "The Fire Company"), disclaim any and all liability for any errors, inaccuracies or incompleteness contained herein or in any other disclosure relating to any product. TFC disclaims any and all liability arising out of the use or application of any product described herein or of any information provided herein to the maximum extent permitted by law. The product specifications do not expand or otherwise modify TFC P/Ls terms and conditions of purchase, including but not limited to the warranty expressed therein, which apply to these products. No license, express or implied, by estoppel or otherwise, to any intellectual property rights is granted by this document or by any conduct of TFC. Customers using or selling TFC products not expressly indicated for use in such applications do so entirely at their own risk and agree to fully indemnify TFC for any damages arising or resulting from such use or sale. Please contact authorised personnel from TFC to obtain written terms and conditions regarding products designed for such applications.

## CLEARANCES

These models are suitable for use both indoors and outdoors.

**WARNING: Ensure that your fire is positioned away from flammable materials and other sources of ignition at all times. Pay very close attention to positioning the fire away from items that may move as a result of wind and drafts. For example trees/branches/curtains/paper and the like.**

### Aspect, Citi, Cube, Cube Jr, Oxygen, Zeta

There are no additional requirements for side and/or overhead clearances.

### Igloo, Ghost

There must be a minimum of 1500mm [59in] between the mouth of the flame and the nearest combustable at all times.

### Vision, Fusion

Both Vision and Fusion models are designed as a room divider but can also be placed against any flat wall surface made out of non-combustible material, or sitting 100mm [3.95in] away from any wall of any material. Always place the glass side closest to the wall. Even when unit is used as a room divider, the glass side is the "rear."

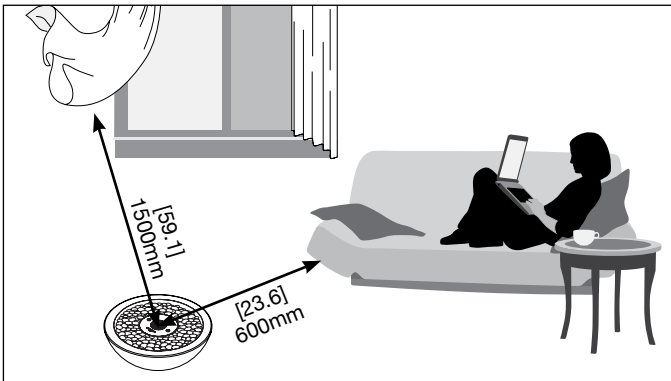
### Tower, Q, Retro

Side clearances to fixed and stable furniture items that are not susceptible to movement such as lounges or patio furniture must remain a minimum of 600mm [23.6in] away from the flame at all times.

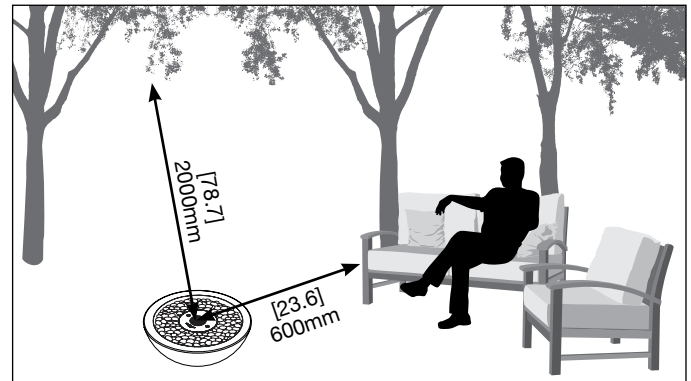
Overhead clearances to items that are susceptible to movement (e.g. Curtains/Trees) must remain a minimum of:

- Indoors: 1500mm [59.1in] away from the flame at all times.
- Outdoors: 2000mm [78.7in] away from the flame at all times.

When not in use it is recommended that you protect the model from water damage or corrosion by covering. Burner covers are available.



Indoor Clearances



Outdoor Clearances

## INSTALLATION

Models can be fixed into position - refer to your local distributor for further information.